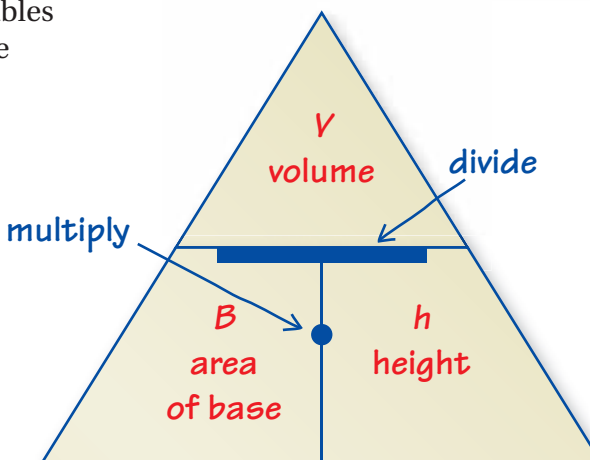


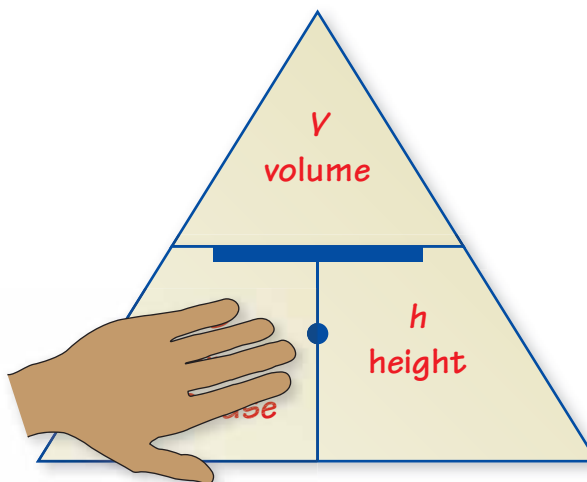
7 Study Help

Check It Out
Graphic Organizer
BigIdeasMath.com

You can use a **formula triangle** to arrange variables and operations of a formula. Here is an example of a formula triangle for volume of a prism.



To find an unknown variable, use the other variables and the operation between them. For example, to find the area B of the base, cover up the B . Then you can see that you divide the volume V by the height h .




On Your Own

Make a formula triangle to help you study these topics. *Hint:* Your formula triangles may have a different form than what is shown in the example.

1. volume of a cylinder
2. volume of a pyramid
3. volume of a cone

After you complete this chapter, make formula triangles for the following topics.

4. volume of a composite solid
5. surface areas of similar solids
6. volumes of similar solids



"See how a **formula triangle** works? Cover any variable and you get its formula."